

Result on Detecting Mental Disorder in Social Media through Emotional Patterns- the case of Anorexia and Depression

Ms. Pratiksha S. Bhand¹ and Mr. Sanmati Jain²

Department of Computer Engineering^{1,2}

Vikrant Group of Institutions, Indore

Abstract: *Mental health disorders such as depression and anorexia nervosa have significantly increased in recent years, particularly among adolescents and young adults. With the widespread use of social media platforms such as Twitter and Reddit, users increasingly express their emotional states online, creating opportunities for early mental health detection. This survey reviews existing research on emotion-based detection of depression and anorexia using natural language processing (NLP), machine learning (ML), and deep learning (DL) techniques. Various approaches including sentiment analysis, lexicon-based methods, Support Vector Machines (SVM), Long Short-Term Memory (LSTM), and transformer-based models such as BERT are examined. Publicly available datasets, evaluation metrics, challenges, ethical concerns, and research gaps are discussed. The study highlights limitations in dataset imbalance, privacy issues, and generalization capability, and outlines future directions for developing robust and ethical mental health detection systems..*

Keywords: Mental Health Detection, Depression, Anorexia Nervosa, Emotional Pattern Analysis, Social Media Mining, Natural Language Processing, Deep Learning, Emotion Classification

I. INTRODUCTION

The rapid growth of social media platforms such as Twitter, Reddit, and Instagram has significantly transformed digital communication. Billions of users actively share personal experiences, emotions, and daily activities online, creating large volumes of user-generated textual data. These digital expressions often reflect users' psychological states, making social media a valuable resource for computational mental health research.

Simultaneously, mental health disorders such as depression and anorexia nervosa are rising globally, particularly among adolescents and young adults. Many individuals experiencing these conditions remain undiagnosed due to stigma, lack of awareness, or limited access to professional care. Early detection is crucial, as timely intervention can prevent severe psychological and physiological consequences.

Emotion-based analysis has emerged as a promising approach for detecting mental health conditions from textual content. Emotional patterns such as persistent sadness, hopelessness, guilt, anxiety, or body-image dissatisfaction are frequently reflected in online posts. Advances in Natural Language Processing (NLP), Machine Learning (ML), and Deep Learning (DL) enable automated extraction and classification of these emotional cues.

This survey paper reviews existing research on detecting depression and anorexia from social media using emotional pattern analysis. It categorizes approaches based on sentiment analysis, emotion detection, linguistic features, and advanced machine learning techniques. Furthermore, it compares datasets, evaluation strategies, research gaps, and ethical considerations to provide a comprehensive understanding of the field..



II. BACKGROUND

Depression

Depression is a common mental health disorder characterized by persistent feelings of sadness, loss of interest or pleasure in daily activities, fatigue, difficulty concentrating, and feelings of worthlessness or guilt. Individuals suffering from depression may also experience changes in sleep patterns, appetite, and energy levels, which can significantly affect their overall quality of life. According to the Diagnostic and Statistical Manual of Mental Disorders (DSM-5), depression is clinically diagnosed when these symptoms persist for at least two weeks and cause noticeable impairment in a person's social, occupational, or daily functioning. If left untreated, depression can lead to serious emotional, physical, and behavioral problems, highlighting the importance of early identification and intervention.

1. Online Behavioral Indicators

Research indicates that individuals with depression often exhibit:

- Increased use of first-person singular pronouns (I, me, myself)
- Frequent negative sentiment expressions
- Posts reflecting loneliness or hopelessness
- Reduced interaction and engagement
- Irregular posting time patterns

These linguistic and behavioral signals form the basis for computational detection models.

2. Anorexia Nervosa

Anorexia nervosa is an eating disorder characterized by restrictive food intake, distorted body image, and intense fear of weight gain. It can result in severe medical complications.

Behavioral Patterns

Online indicators include:

- Frequent discussion of dieting and calorie counting
- Obsession with body weight and appearance
- Sharing “thinspiration” content
- Self-critical or perfectionist language

3. Emotional Pattern Analysis in Social Media

Sentiment Analysis

Sentiment analysis classifies text into positive, negative, or neutral categories. Depression-related posts typically exhibit strong negative polarity. However, simple polarity classification may not capture nuanced psychological states.

Emotion Detection

Emotion detection extends beyond polarity by identifying specific emotional states such as:

- Sadness
- Fear
- Anger
- Disgust

Lexicon-based tools such as the NRC Emotion Lexicon and LIWC (Linguistic Inquiry and Word Count) quantify emotional expressions by mapping words to predefined emotional categories. Multi-class emotion classification has shown improved performance over binary sentiment analysis in mental health detection tasks.

Linguistic Features

Several linguistic markers are correlated with mental health conditions:



- **Pronoun usage:** Increased first-person singular pronouns
- **Negation frequency:** Use of “not”, “never”, “no”
- **Temporal language:** References to past failures or hopeless future outlook

4. Machine Learning Techniques Reviewed

Traditional Machine Learning

Early studies applied:

- **Naïve Bayes** – Probabilistic classifier effective for text
- **Support Vector Machine (SVM)** – High-dimensional text classification
- **Random Forest** – Ensemble method reducing overfitting

These methods rely heavily on feature engineering.

Deep Learning Approaches

- **CNN** – Effective for local feature extraction
- **LSTM** – Captures sequential dependencies in text
- **Bi-LSTM** – Considers bidirectional context
- **Attention Mechanisms** – Highlight emotionally significant words

Deep learning models reduce the need for manual feature extraction.

Transformer Models

Transformer-based architectures significantly improve contextual understanding:

- **BERT** – Bidirectional contextual embeddings
- **RoBERTa** – Optimized version of BERT
- **DistilBERT** – Lightweight and efficient variant

Fine-tuned transformer models consistently outperform traditional ML in depression detection tasks.

III. OBJECTIVE OF SYSTEM

The objective is to identify patterns in the language of individuals with depression by comparing their vocabulary to that of healthy users. However, this approach faces limitations, particularly due to the substantial overlap in the vocabulary used by both groups, making precise differentiation challenging

- To collect and preprocess social media textual data for analysis.
- To identify linguistic and emotional features that may indicate depressive behavior.
- To apply Natural Language Processing (NLP) techniques to analyze user-generated text.
- To build and train machine learning models for detecting depression from textual data.

IV. PROPOSED SYSTEM

The process begins with users who interact on social media. These users provide Social Data, which includes information like User_ID, posts, profile information, and interactions on platforms like Twitter or Facebook.

- **Social Data (User_ID):**

This is the raw data collected from the users' social media activities. It forms the foundation for the analysis and includes a variety of information such as profile details, tweets, social ties, and other relevant activities on social media.

- **Preprocessing Steps:**

The selected features undergo preprocessing, which may involve cleaning the data, normalizing it, or converting it into a format suitable for machine learning models. This step is crucial for ensuring that the data is in the best possible shape for accurate prediction.



SYSTEM ARCHITECTURE

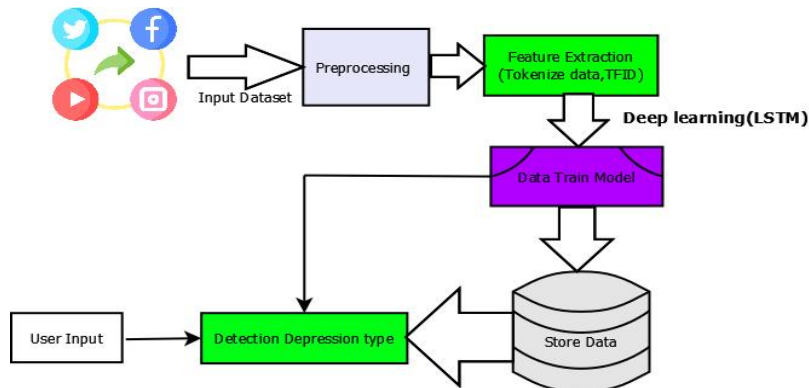


Fig 1. System Architecture

• **Feature Engineering:**

Feature Extraction: The next step is feature extraction, where relevant information is extracted from the social data. This could involve pulling out specific patterns or elements such as frequency of posts, sentiment expressed in posts, or the nature of social interactions.

Feature Selection / Dimensionality Reduction: After extraction, the features are selected or reduced to remove irrelevant or redundant data. This step ensures that only the most important information is used for further processing, making the model more efficient.

• **Model Construction and Evaluation:**

After preprocessing, the data is used to construct a predictive model. This involves training the model using historical data and then evaluating its performance to ensure it accurately predicts mental states based on the given features.

• **Prediction:**

Once the model is developed and validated, it can be utilized to estimate the mental states of a new user based on their social media data.

• **Mental States:**

The final output is the predicted mental state of the user, which can be used by healthcare providers, researchers, or even the users themselves to gain insights into their mental health.

V. METHODOLOGY

LSTM: LSTM is a type of convolution Neural Network (CNN) designed to handle sequential data and long-term dependencies. It finalizes the ending gradient problem in traditional CNNs.

CNNs are specialized neural networks for processing grid-like data, such as images, by automatically detecting spatial feature

System Description:

The system S can be described as:

$$S = \{I, O, P, C\},$$

Where:

I = Input (Social media text in the form of tweets).

O = Output (Detection of mental disorder such as depression or anorexia).

P = Processing (Tokenization of tweets, feature extraction, and classification using the LSTM algorithm).

C = Constraints (Data quality, model limitations, ethical considerations).



Inputs (I):

- **I1:** Social media text/tweets (T) = $\{T_1, T_2, T_3, \dots, T_n\}$, where each tweet is a string.
- **I2:** Emotional pattern dictionary or pretrained embeddings for feature extraction.

Outputs (O):

- **O1:** Detect whether a mental disorder is present.
- **O2:** Categorize the detected disorder (e.g., depression, anorexia).
- **O3:** Generate a report/alert for intervention.

Processing (P):

P1: Preprocessing:

Tokenize the tweets (T) into individual words or phrases. Clean text by removing noise such as emojis, links, and stop words

Function:

$$T_{\text{processed}} = \text{tokenize}(T)$$

P2: Feature Extraction:

Convert tokens to numerical data using techniques like word embeddings (e.g., Word2Vec, GloVe) emotional sentiment scores.

Function:

$$\text{features} = \text{embedding}(T_{\text{processed}})$$

P3: Classification:

Use an LSTM (Long Short-Term Memory) model to classify the emotional patterns and detect mental disorders.

Function:

$$\text{disorder} = \text{LSTM}(\text{features})$$

To uphold the validity and minimize inherent biases this study review adheres to the established protocol, as in Figure 1. This framework, encompassing main components: planning, execution and analysis – provides an approach to the review process.

In the initial planning phase, a focused questions (RQs) were formulated to guide the investigation.

The subsequent execution phase involved a meticulous search strategy to identify relevant literature. This encompassed the development of comprehensive search strings, the identification of reputable databases, and the establishment of clear Criteria for study inclusion and exclusion for article selection. To ensure a consistent evaluation of among the identified studies, a standardized assessment matrix was developed.

Finally, in the analysis phase, data extraction was performed systematically, with key information extracted from the selected articles and meticulously recorded in a dedicated Study Characteristic Chart.

The extracted data was then subjected to rigorous analysis to synthesize findings and generate meaningful insights that address the initial RQs.



VII. RESULT & ANALYSIS

Data Cleaning

Lowercasing applied.

Punctuation removed or standardized.

Possibly lemmatized or tokenized (based on your processing).

Unnamed: 0		statement	status
0	0	oh my gosh	Anorexia
1	1	trouble sleeping, confused mind, restless hear...	Anorexia
2	2	All wrong, back off dear, forward doubt. Stay ...	Anorexia
3	3	I've shifted my focus to something else but I'...	Anorexia
4	4	I'm restless and restless, it's been a month n...	Anorexia

	statement	status
3147	What are you doing, I just want to take a bath	Normal
26844	there s this guy that i like and i know he lik...	Depression
19071	our school did. they played really well.	Normal
701	I'm too worried, it's just a weekly event	Anorexia
59	feelings of restlessness have started to appear ±	Anorexia

Fig.2 Data Cleaning

Dataset Input

You see raw posts tagged by status.

Example: "oh my gosh" → Anorexia.

	statement	status	cleaned_comment
4786	Issue number on May 10, 2021.Pasaran DEWATA.R...	Normal	issue number on may 10, 2021.pasaran dewata.r...
18653	Most diagnoses, except those relating to the e...	Normal	most diagnoses, except those relating to the e...
22448	Finally getting better. My Anorexia was to a p...	Anorexia	finally getting better. my anorexia was to a p...
22475	Hey guys. Please check this out. My heart goes...	Anorexia	hey guys. please check this out. my heart goes...
22520	A positive mind and the danger of paper cuts [...]	Anorexia	a positive mind and the danger of paper cuts [...]
...
33198	Reflecting on where I was five years ago to no...	Depression	reflecting on where i was five years ago to no...
33406	This may help you sleep and anxiety! CBD, CBN ...	Depression	this may help you sleep and anxiety! cbd, cbn ...
33528	Let Down Effect? https://www.anxietycentre.com...	Depression	let down effect? https://www.anxietycentre.com...
33736	Regular check-in post, with information about ...	Depression	regular check-in post, with information about ...
33737	Our most-broken and least-understood rules is ...	Depression	our most-broken and least-understood rules is ...

Fig 3.Dataset Input



Common Stop word

The most frequent stopwords across all statuses.

Top stop words: "i", "to", "and", "the", "a", etc.

Observation: The frequent use of personal pronouns like "I" indicates self-referential or introspective language, common in mental health-related conversations.

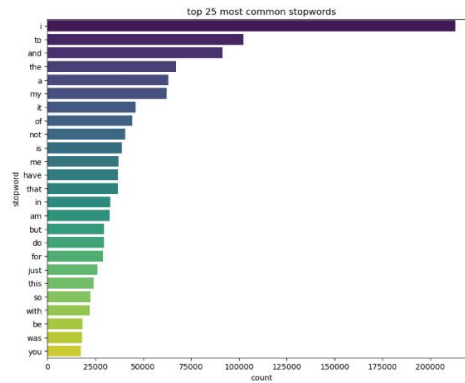


Fig 4.Common Stop word

Bar Chart

Depression statements use the most stop words.

Anorexia is in the middle.

Normal posts use significantly fewer stop words. Depression statements contain the highest number of stop words among all three categories, indicating a tendency toward longer, more emotionally expressive sentences that often include filler or auxiliary words (e.g., "the", "is", "and"). This aligns with psychological findings that individuals experiencing depression.

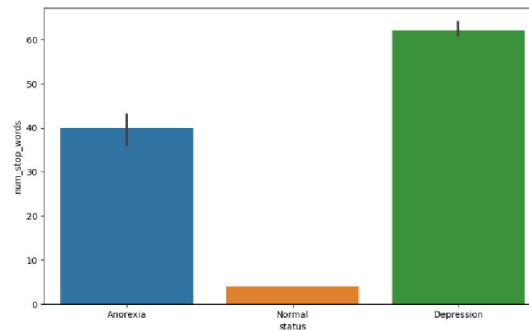


Fig 5. Bar Chart

Distribution of Word Count by Status

These show how **word counts** are distributed across the statuses.

All curves are **right-skewed**, meaning:

- Most comments are **short** (have low word count).
- Few comments are very long (tail on the right).



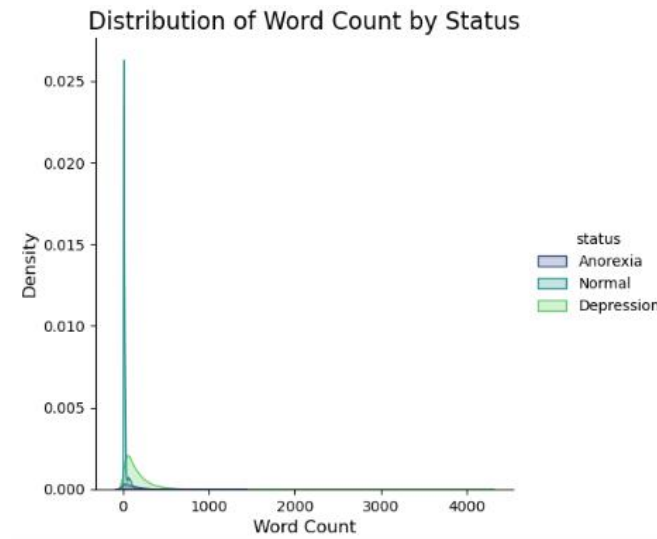


Fig 6. Distribution of Word Count by Status

VIII. CONCLUSION

This survey reviewed computational approaches for detecting depression and anorexia from social media using emotional pattern analysis. Traditional machine learning techniques provide baseline performance, while deep learning and transformer-based models achieve superior accuracy through contextual understanding. Emotion-aware models significantly enhance detection capability compared to keyword-based systems. However, dataset limitations, ethical concerns, cultural bias, and lack of explainability remain critical challenges. Future research should focus on privacy-preserving, interpretable, and multimodal systems to enable responsible and effective deployment of AI-based mental health detection tools. We demonstrated that representations based on fine-grained emotions can more effectively capture specific topics and issues expressed in social media by users Distress from depression or anorexia. The automatically extracted sub-emotions provide valuable information that aids in the detection of these mental disorders. The BoSE representation, in particular, outperformed the proposed baselines, including some deep learning models, and showed better results compared to using only broad emotions as features. Additionally, incorporating a dynamic analysis of these sub-emotions.

IX. ACKNOWLEDGMENT

We express our heartfelt gratitude to our esteemed mentors and professors, especially **Prof. .Mr. Sanmati Jain**, for their invaluable guidance in our academic and project endeavours. We also extend our thanks to the Engineering Department and its staff for their continuous support. Our sincere thanks go to Principal of VITM Indore, for his support and permission to complete this project. We appreciate the assistance of our department's support staff, and we're grateful to our parents, friends, and all those who supported us throughout this project.

REFERENCES

- [1] R. C. Kessler, E. J. Bromet, P. de Jonge, V. Shahly, and M. Wilcox, "The burden of depressive illness," Public Health Perspectives Depressive Disorders, in N. L. Cohen Ed., Johns Hopkins Univ.Press, 2017, pp. 40–66.
- [2] W. H. Organisation, "Mental health: Fact sheet," 2019. [Online]. Available: <https://www.euro.who.int/en/health-topics/noncommunicable-diseases/mental-health>
- [3] M. Renteria-Rodriguez, "Salud mental en mexico," 2018. [Online]. Available: <https://foroconsultivo.org.mx/INCYTU/index.php/notas/sociedad/91-7-salud-mental-en-mexicon-2>



- [4] S. Guntuku, D. Yaden, M. Kern, L. Ungar, and J. Eichstaedt, "Detecting depression and mental illness on social media: An integrative review," *Curr. Opin. Behav. Sci.*, vol. 18, pp. 43–49, 2017.
- [5] J. Pestian, H. Nasrallah, P. Matykiewicz, A. Bennett, and A. Leenaars, "Suicide note classification using natural language processing: A content analysis in heidelberg," *Biomed. Informat. Insights*, vol. 3, 2010, Art. no. BII.
- [6] P. Chikersal et al., "Understanding client support strategies to improve clinical outcomes in an online mental health intervention," in *Proc. CHI Conf. Hum. Factors Comput. Syst.*, 2020, pp. 1–16.
- [7] M. Kosinski, D. Stillwell, and T. Graepel, "Private traits and attributes are predictable from digital records of human behavior," *Proc. Nat. Acad. Sci. USA*, vol. 110, pp. 5802–5805, 2013.
- [8] M. Kosinski, Y. Bachrach, P. Kohli, D. Stillwell, and T. Graepel, "Manifestations of user personality in website choice and behaviour on online social networks," *Mach. Learn.*, vol. 95, pp. 357–380, 2014.
- [11] S. Volkova and Y. Bachrach, "Inferring perceived demographics from user emotional tone and user environment emotional contrast," *Proceedings of the 54th Annual Meeting of the Association for Computational Linguistics (Volume 1: Long Papers)*, 2016.
- [12] D. Ramírez-Cifuentes and A. Freire, "Upf's participation at the clef erisk 2018: Early risk prediction on the internet," *Proceedings of the 9th International Conference of the CLEF Association, CLEF 2018, Avignon, France, 2018*.
- [13] H. Schwartz, J. Eichstaedt, M. Kern, G. Park, M. Sap, D. Stillwell, M. Kosinski, and L. Ungar, "Towards assessing changes in degree of depression through facebook," In *Proceedings of the Workshop on Computational Linguistics and Clinical Psychology: From Linguistic Signal to Clinical Reality*, 2014.
- [14] G. Coopersmith, M. Dredze, and C. Harman, "Quantifying mental health signals in twitter," *Workshop on Computational Linguistics and Clinical Psychology*, 2014.
- [15] C. Xueting, D. Martin, W. Thomas, and E. Suzanne, "What about mood swings? identifying depression on twitter with temporal measures of emotions," *Companion Proceedings of the The Web Conference 2018, International World Wide Web Conferences Steering Committee*, pp. 1653–1660, 2018.
- [16] M. Aragón, A. López-Monroy, L. González-Gurrola, and M. Montes Gómez, "Detecting depression in social media using fine-grained emotions," *Proceedings of the 2019 Conference of the North American Chapter of the Association for Computational Linguistics: Human Language Technologies, Volume 1 (Long and Short Papers)*, 2019.
- [17] C. Mathers and D. Loncar, "Projections of global mortality and burden of disease from 2002 to 2030," *PLOS Medicine*, Public Library of Science, 2006.
- [18] M. De Choudhury, M. Gamon, S. Counts, and E. Horvitz, "Predicting depression via social media," In *Proceedings of the 7th International AAAI Conference on Weblogs and Social Media*, 2013.
- [19] M. De Choudhury, S. Counts, and E. Horvitz, "Social media as a measurement tool of depression in populations.," In *Proceedings of the 5th Annual ACM Web Science Conference*, 2013.
- [20] S. Tsugawa, Y. Kikuchi, F. Kishino, K. Nakajima, Y. Itoh, and H. Ohsaki, "Recognizing depression from twitter activity," In *Proceedings of the 33rd Annual ACM Conference on Human Factors in Computing Systems*, 2015.
- [21] G. Coppersmith, C. Harman, and M. Dredze, "Measuring post traumatic stress disorder in twitter," In *Proceedings of the Eighth International AAAI Conference on Weblogs and Social Media*, 2014.
- [22] Y. Tausczik and J. Pennebaker, "The psychological meaning of words: Liwc and computerized text analysis methods," *Journal of Language and Social Psychology*, 2010.
- [23] G. Coppersmith, M. Dredze, C. Harman, and K. Hollingshead, "From adhd to sad: analyzing the language of mental health on twitter through self-reported diagnoses," In *Proceedings of the 2nd Workshop on Computational Linguistics and Clinical Psychology*, 2015.
- [24] M. Trotzke, S. Koitka, and C. Friedrich, "Linguistic metadata augmented classifiers at the clef 2017 task for early detection of depression," *Proceedings of the 8th International Conference of the CLEF Association, CLEF 2017, Dublin, Ireland, 2017...*

