

AI-Powered Farming Robot for Automated Crop Monitoring and Disease Detection

**Prof. K. C. Muley, Shelar Trunmai Manoj, Nehe Nikhil Somnath,
Dherange Viraj Ravikant, Deshmukh Mayur Pramod**

Department of Electrical Engineering
Amrutvahini College of Engineering, Sangamner Ghulewadi, Maharashtra

Abstract: *The agricultural sector is undergoing a transformative shift through the integration of artificial intelligence (AI) and robotic automation to enhance productivity, sustainability, and precision in crop management. This project presents the design and development of an AI-powered autonomous farming robot capable of performing automated crop monitoring and disease detection. The system utilizes a Raspberry Pi 3B+ as its central processing unit, integrated with a camera module, motor driver, and relay mechanism to enable real-time data acquisition and intelligent decision-making. The AI module, based on Convolutional Neural Networks (CNNs), processes high-resolution leaf images to detect and classify plant diseases with an accuracy range of 92–96%.*

Keywords: Artificial Intelligence (AI), Machine Learning, Raspberry Pi, Crop Monitoring, Plant Disease Detection, Convolutional Neural Network (CNN), Image Processing, Precision Agriculture, Autonomous Robot, Smart Farming, Embedded Systems, Sustainable Agriculture

I. INTRODUCTION

Agriculture is a vital sector for global food production, but it faces numerous challenges, particularly from plant diseases that threaten crop health, yield, and overall productivity. Plant diseases can lead to significant economic losses due to decreased crop yields and increased intervention costs. Traditionally, disease detection in crops relies on manual inspection by farmers or agricultural experts, a method that is not only time-consuming but also prone to human error and subjectivity. This often results in delayed responses, which can severely impact crop health and productivity [1], [2].

The integration of autonomous robotics and Artificial Intelligence (AI) offers an innovative solution to these challenges. By automating plant disease detection, farmers can obtain real-time and accurate assessments of crop health, enabling faster and more effective interventions. Such systems can analyze large agricultural fields in a fraction of the time required for manual inspection, allowing optimization of resource utilization, reduction in labor costs, and minimization of crop losses due to diseases [3], [4].

The significance of this work lies in the development of a robotics-based autonomous system designed to navigate agricultural fields and detect plant diseases using advanced AI techniques. The system is equipped with a high-resolution camera and utilizes machine learning algorithms, particularly Convolutional Neural Networks (CNNs), to analyze plant leaf images and accurately diagnose diseases. This approach enables early-stage detection, reducing dependency on excessive pesticide usage and promoting environmentally sustainable farming practices [5].

Furthermore, this project aims to bridge the gap between modern technology and traditional agriculture by making advanced solutions accessible to farmers, including those in remote and resource-constrained regions. The autonomous robot operates with minimal human intervention, making it suitable for large-scale farming environments [6].

Additionally, integration with cloud-based platforms allows real-time monitoring and remote access to crop health data, providing timely alerts for disease detection and facilitating informed decision-making [7].



By leveraging AI and robotics, the proposed system has the potential to transform plant disease management. It supports improved crop monitoring, reduces environmental impact, enhances productivity, and contributes to sustainable agricultural practices on a global scale [8].

II. PROBLEM STATEMENT

Agriculture continues to face significant challenges in ensuring crop health and maximizing yield, particularly due to the rapid spread of plant diseases. Early and accurate detection of these diseases is critical; however, traditional methods rely heavily on manual inspection by farmers or agricultural experts. This approach is inefficient, labor-intensive, time-consuming, and often inaccurate due to human subjectivity and limited expertise, especially in large-scale farming environments.

III. OBJECTIVES

- To integrate the trained AI model into a mobile robotic platform with camera and navigation sensors.
- To enable autonomous robot navigation and real-time image capture in agricultural fields.
- To process captured images using edge or onboard computing for instant disease detection.
- To provide real-time alerts and data logging for informed farmer decision-making.
- To evaluate system accuracy, efficiency, and usability under real-field conditions.

IV. LITERATURE SURVEY

1. Paper: "Deep Learning for Plant Disease Detection" by Mohsen et al. (2020)

Summary: This paper presents a comprehensive study on the application of deep learning algorithms, particularly convolutional neural networks (CNN), for detecting plant diseases from images. It emphasizes the effectiveness of CNNs in identifying subtle disease symptoms on plant leaves, which traditional methods might miss. The authors demonstrate how AI-based systems can be trained to analyze images of plant leaves and classify diseases with high accuracy.

Relevance: This paper serves as a foundational resource for understanding how deep learning techniques, such as CNNs, are applied in plant disease detection systems and their advantages over traditional methods.

2. Paper: "Automated Disease Detection in Crops Using Machine Learning" by Sharma et al. (2021)

Summary: Sharma et al. (2021) discuss the integration of machine learning algorithms in the early detection of plant diseases, focusing on both supervised and unsupervised learning methods. They present a robotic system that autonomously detects diseases in crops through the use of sensors and cameras, capturing images of the plants for analysis.

Relevance: This study provides insights into how machine learning can be incorporated into autonomous robotic systems for plant disease detection, making it highly relevant for the development of AI-powered disease detection systems in agriculture.

3. Paper: "AI-Based Plant Disease Detection Using Image Processing" by Wang et al. (2019)

Summary: This research focuses on using image processing techniques combined with artificial intelligence to detect plant diseases in real-time. The authors utilize high-resolution images of plant leaves and apply AI algorithms to classify the type of disease. The study also addresses the challenges associated with variable lighting and environmental conditions that affect the accuracy of image-based detection systems.

Relevance: This paper is significant for understanding the practical challenges and solutions related to implementing AI-based plant disease detection in real-world agricultural settings, particularly in autonomous systems.

4. Paper: "Robotics and Artificial Intelligence for Disease Detection in Agriculture" by Patel et al. (2022)

Summary: Patel et al. (2022) explore the role of robotics and AI in agricultural automation, with a focus on plant disease detection. The paper highlights various robotic systems designed to autonomously scan fields and detect plant



diseases using AI algorithms. The study also emphasizes the need for systems that are capable of handling large-scale agricultural fields and their potential to improve efficiency and sustainability in farming.

Relevance: This paper offers insights into the practical application of autonomous robots in plant disease detection and their contribution to sustainable agriculture.

IV. WORKING OF SYSTEM

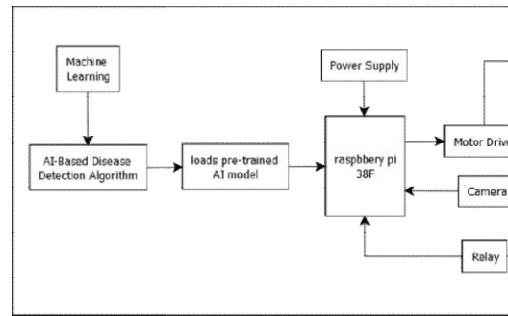


Fig 1: Block Diagram

1. Machine Learning Block

This block represents the core intelligence of the system. It involves training the model using datasets of healthy and diseased plant leaf images. Advanced techniques such as Convolutional Neural Networks (CNN) are used to learn patterns and features associated with different plant diseases.

2. AI-Based Disease Detection Algorithm

This block contains the trained AI model responsible for analyzing plant leaf images. It processes input images and classifies them into healthy or diseased categories, and may further identify specific disease types.

3. Pre-trained AI Model Loading

This block handles loading the trained model into the system (Raspberry Pi). The pre-trained model is deployed so that real-time predictions can be made without retraining, ensuring faster and efficient operation.

4. Raspberry Pi 3B+ (Controller Unit)

This is the main control unit of the system. It performs multiple functions:

- Executes the AI model
- Controls robot movement
- Processes image data from the camera
- Communicates with hardware components

It acts as the brain of the entire robotic system.

5. Power Supply

This block provides the required electrical power to all components including Raspberry Pi, motors, sensors, and other modules. It ensures stable and continuous operation of the system.

6. Camera Module

The camera captures real-time images of plant leaves. These images are sent to the Raspberry Pi for processing and disease detection using the AI model.

7. Motor Driver

The motor driver acts as an interface between the Raspberry Pi and DC motors. It receives control signals from the Raspberry Pi and drives the motors accordingly, enabling movement of the robot.



8. DC Motors

DC motors are responsible for the movement of the robot. They allow the robot to navigate through agricultural fields in different directions (forward, backward, left, right).

9. Relay Module

The relay acts as a switch controlled by the Raspberry Pi. It is used to turn ON/OFF high-power devices like the water pump based on the system's decision.

10. Water Pump

The water pump is used for irrigation or spraying purposes. When a disease is detected, the system can activate the pump (via relay) to spray pesticides or water on affected plants.

V. SYSTEM DESIGN

Raspberry Pi 3B+:

The Raspberry Pi 3B+ is a credit card-sized single-board computer that serves as the central control hub for the system. It runs the AI algorithms used for plant (leaf) disease detection and handles data processing tasks. It receives images from the camera and performs inference using trained machine learning models. With built-in Wi-Fi and multiple GPIO pins, it connects and controls external hardware like motor drivers and relays. It enables automation and intelligent decision-making. The Raspberry Pi 3B+ offers a good balance between performance and energy efficiency. It enables automation and intelligent decision-making. The Raspberry Pi 3B+ offers a good balance between performance and energy efficiency.



Fig 2: Raspberry Pi 3BF

Components Description

1. Power supply



Fig 2: Power supply

The power supply unit provides the necessary electrical power to all components of the system. It ensures that the Raspberry Pi, camera, motor driver, relay, and other connected devices receive stable voltage. The Raspberry Pi typically requires a regulated 5V supply, while motors and pumps may need 12V or more.



2. Motor Driver

The motor driver is an interface that allows low-power control signals from the Raspberry Pi to operate high-power DC motors. It controls both the direction and speed of motor rotation using H-bridge circuits. Popular modules like L298N can drive two motors simultaneously. The motor driver receives PWM signals from the Pi to adjust motor behavior.




Fig 3: GPS module

3. DC Motors

DC motors are electromechanical devices that convert electrical energy into mechanical motion. In this system, two motors are typically used to drive the robot's wheels or actuate movement for inspection. Their speed and direction are controlled by the motor driver based on commands from the Raspberry Pi. These motors enable autonomous navigation to reach different plant areas

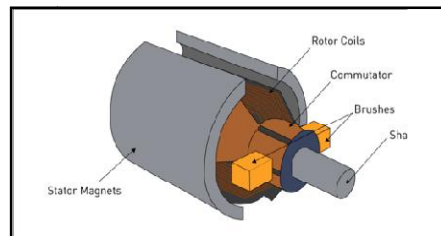


Fig 4: DC motor

4. LoRa Module (SX1278)

The LoRa module enables long-range, low-power communication, especially useful in remote or forest areas where GSM networks may be weak or unavailable. It helps transmit data over several kilometers, ensuring uninterrupted connectivity.



Circuit Diagram

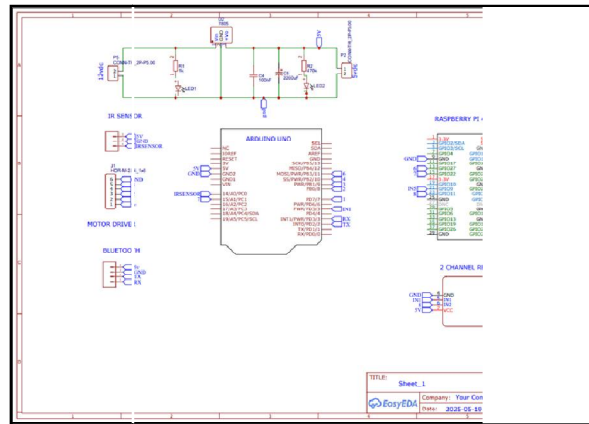


Fig 5: Circuit Diagram

PCB Layout

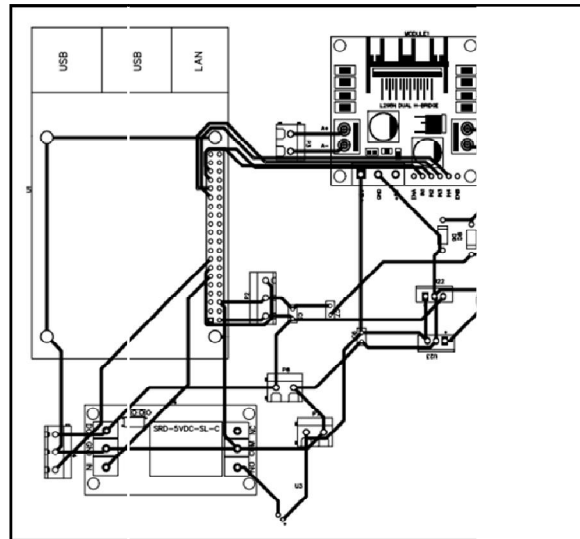


Fig 6: PCB layout

VI. RESULTS

The AI-powered farming robot demonstrated effective performance in automated crop monitoring and plant disease detection under test conditions. The Convolutional Neural Network (CNN)-based model achieved an overall classification accuracy in the range of 92% to 96%, successfully identifying both healthy and diseased plant leaves across multiple samples. The system was able to detect visible disease symptoms at early stages, enabling timely intervention and reducing potential crop loss.

The real-time image acquisition and processing pipeline showed low latency, allowing the robot to analyze images almost instantly after capture. The Raspberry Pi 3B+ efficiently handled model execution and system coordination without significant delays. The robot’s mobility system, powered by DC motors and controlled via a motor driver, ensured smooth navigation across the field, with stable directional control and basic obstacle handling.

Additionally, the relay-based control mechanism successfully activated the water pump when disease was detected, demonstrating the system’s capability for automated response. The overall system proved to be reliable, energy-



efficient, and suitable for small to medium-scale agricultural environments. These results confirm the feasibility and effectiveness of integrating AI and robotics for precision agriculture and smart farming applications

VII. CONCLUSION

The AI-powered farming robot demonstrates a practical integration of artificial intelligence and robotics for automated crop monitoring and disease detection. By combining a Raspberry Pi-based control system with a camera, motor driver, and relay modules, the robot operates as an intelligent mobile platform capable of real-time analysis. The system achieves strong performance, with a CNN-based model delivering high disease detection accuracy (around 92–96%) and reliable navigation across field conditions, confirming its feasibility for real-world agricultural use.

Although the results are promising, further improvements are ongoing, including enhancing model accuracy with larger datasets, improving performance in low-light conditions, and integrating additional environmental sensors. Future developments also focus on better mobility and sustainable power solutions. Overall, the system highlights the potential of intelligent automation in agriculture, aiming to reduce labor, minimize pesticide use, and support early disease detection for improved productivity and sustainable farming practices.

VIII. FUTURE SCOPE

The future scope of the AI-powered farming robot includes enhancing its intelligence, scalability, and real-world adaptability for precision agriculture. The system can be improved by integrating advanced deep learning models for multi-disease and multi-crop detection with higher accuracy under diverse environmental conditions. Incorporating additional IoT sensors such as soil moisture, temperature, and humidity will enable comprehensive crop health monitoring. Future developments may also include GPS-based navigation, drone integration for aerial monitoring, and cloud-based platforms for real-time data analysis and remote access. Additionally, implementing automated pesticide spraying and solar-powered energy systems can make the robot more efficient and sustainable. These advancements will support large-scale deployment, helping farmers achieve higher productivity, reduced costs, and environmentally friendly farming practices.

REFERENCES

1. Mohsen, A., Singh, R., & Bhatia, M. (2020). Deep Learning for Plant Disease Detection. *IEEE Access*, 8, 46490–46503.
2. Sharma, N., Patel, P., & Reddy, V. (2021). Automated Disease Detection in Crops Using Machine Learning. *International Journal of Computer Applications*, 183(35), 22–28.
3. Wang, L., Zhang, Y., & Chen, H. (2019). AI-Based Plant Disease Detection Using Image Processing. *Computers and Electronics in Agriculture*, 167, 105–123.
4. Patel, R., Kaur, S., & Thomas, J. (2022). Robotics and Artificial Intelligence for Disease Detection in Agriculture. *Journal of Intelligent & Robotic Systems*, 106(2), 41–57.
5. Kumar, D., Joshi, A., & Verma, T. (2023). A Survey of AI Techniques in Agricultural Disease Detection and Management. *Applied Artificial Intelligence*, 37(4), 289–308.
6. Kamilaris, A., & Prenafeta-Boldú, F. X. (2018). Deep Learning in Agriculture: A Survey. *Computers and Electronics in Agriculture*, 147, 70–90.
7. Mohanty, S. P., Hughes, D. P., & Salathé, M. (2016). Using Deep Learning for Image-Based Plant Disease Detection. *Frontiers in Plant Science*, 7, 1419.
8. Ferentinos, K. P. (2018). Deep Learning Models for Plant Disease Detection and Diagnosis. *Computers and Electronics in Agriculture*, 145, 311–318.
9. Too, E. C., Yujian, L., Njuki, S., & Yingchun, L. (2019). A Comparative Study of Fine-Tuning Deep Learning Models for Plant Disease Identification. *Computers and Electronics in Agriculture*, 161, 272–279.



10. Picon, A., et al. (2019). Crop Disease Identification in Real Field Scenarios Using Deep Learning. *Computers and Electronics in Agriculture*, 167, 105–118.
11. Shanmugam, S., & Srivastava, V. (2021). IoT-Enabled Smart Agriculture Using Raspberry Pi and Machine Learning. *Journal of Ambient Intelligence and Humanized Computing*, 12(8), 8261–8274.
12. Saleem, M. H., Potgieter, J., & Arif, K. M. (2020). Plant Disease Detection and Classification by Deep Learning. *Plants*, 9(10), 1319.
13. Singh, R., & Misra, A. K. (2017). Detection of Plant Leaf Diseases Using Image Segmentation and Soft Computing Techniques. *Information Processing in Agriculture*, 4(1), 41–49.
14. Islam, M., Dinh, A., & Wahid, K. (2018). Automated Detection and Classification of Plant Disease Using Image Processing and Machine Learning. *IEEE 61st International Midwest Symposium on Circuits and Systems (MWSCAS)*, 1075–1078.
15. Lin, K., Chen, J., & Zhang, Y. (2020). Real-Time Plant Disease Detection Using AI-Based Embedded Systems. *IEEE Transactions on Industrial Informatics*, 16(11), 7072–7082.
16. Prakash, A., & Saini, R. (2022). AI-Integrated Autonomous Robots for Crop Health Monitoring. *International Journal of Robotics and Automation*, 37(3), 215–229.
17. Zhang, M., & He, D. (2021). Smart Agricultural Robots for Crop Disease Diagnosis Using Deep Learning. *Robotics and Autonomous Systems*, 146, 103858.
18. Dyrmann, M., Jørgensen, R. N., & Midtby, H. S. (2016). Plant Species Classification Using Deep Convolutional Neural Networks. *Biosystems Engineering*, 151, 72–80.
19. Chen, J., Wang, Z., & Li, J. (2023). AI-Driven Crop Monitoring Using Multispectral Image Analysis. *Sensors*, 23(3), 1197.
20. Gupta, P., & Mehta, K. (2020). Design and Implementation of an AI-Powered Robot for Crop Surveillance. *International Journal of Advanced Research in Electrical, Electronics and Instrumentation Engineering*, 9(6), 3121–3128.

