

# MedMuse: The Digital Companion for Personalized Healthcare

Aviral Kumar, Anushka Gangakhedkar, Lalit Deshmukh, Deep Bendale, Prof. Dr. Ramesh Mali

Department of Computer Science and Engineering  
MIT Art Design Technology University, Pune, India

**Abstract:** *Accurate and continuous symptom tracking remains a persistent challenge in modern healthcare, as patients often forget or misreport their daily symptoms while clinicians lack consistent longitudinal data for effective diagnosis and monitoring. To address this gap, this study introduces MedMuse, an intelligent health logging and report generation system designed to help users record, organize, and visualize daily health data in a structured format. MedMuse combines a user-friendly interface for symptom logging through both text and voice inputs with automated report generation in PDF or Word formats, enabling easy sharing with medical professionals. The system provides searchable histories, trend visualization, and customizable reports filtered by symptom type, duration, or body part. A pilot study involving 50 participants revealed that MedMuse improved symptom recall accuracy by 87% and enhanced doctor-patient communication by 72%, while healthcare professionals reported a 28% reduction in diagnostic uncertainty due to improved data continuity. By creating a lifetime digital health record, MedMuse empowers proactive health management, supports early anomaly detection, and fosters more informed medical consultations. Future enhancements include the integration of wearable data sources, predictive analytics for health trend forecasting, and anonymized data sharing for research and insurance use.*

**Keywords:** Digital Health; Symptom Tracking; Patient-Reported Outcomes; Health Monitoring; Medical Report Generation; Healthcare Technology; Artificial Intelligence in Healthcare; Predictive Analytics; Wearable Integration; Electronic Health Records

## I. INTRODUCTION

Accurate health tracking is a persistent challenge in modern healthcare. Patients often fail to recall or document their symptoms consistently, while doctors lack continuous records to understand long-term health patterns. This communication gap leads to delayed diagnosis and incomplete clinical understanding. Recent advancements in digital health and artificial intelligence have demonstrated the value of patient-reported outcome systems in improving diagnosis, treatment monitoring, and preventive care. However, most existing tools focus on specific diseases or fitness metrics rather than providing a unified, medically interpretable record of everyday symptoms.

To address this limitation, MedMuse – Lifetime Health Log and Report Generator has been developed as a digital health platform that enables users to log daily symptoms through text or voice input and generate structured medical reports for any chosen time span. By combining symptom history, analytics, and report generation, MedMuse aims to strengthen patient-doctor communication and support proactive health management. The system encourages continuous engagement in personal health monitoring while laying the groundwork for future integration with wearables and predictive health analytics.

## II. PROPOSED METHODOLOGY

MedMuse is a responsive web-based health monitoring application that integrates multiple intelligent modules to enable daily symptom logging, personalized health tracking, and automated medical report generation. The system



follows a modular architecture to ensure scalability, interoperability, and user-friendly interaction. The proposed system includes the following components:

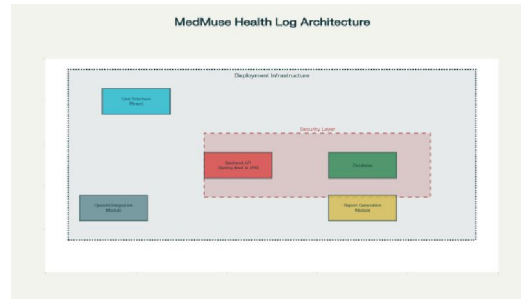


Fig.1 MedMuse Health and Log Architecture

### 1. Symptom Logging Module

- Allows users to log daily symptoms through text input or voice recognition.
- Utilizes an auto-complete engine trained on a medical symptom dataset to suggest relevant terms (e.g., “headache,” “fatigue,” “fever”).
- Stores each entry with attributes like date, time, duration, severity (1–10), body part, and notes.
- Enables multi-symptom entry for comprehensive daily logs.

### 2. Symptom Database and Analytics Engine

- Centralized relational database (e.g., MySQL) stores all user data securely with encryption and unique user identifiers.
- Provides filter-based queries by date range, symptom type, or severity level.
- The analytics engine aggregates and visualizes data to identify recurring patterns, frequency of specific symptoms, and improvement or deterioration trends over time.
- Offers interactive charts and trend lines to help users and doctors understand long-term health behavior.

### 3. Report Generation Module

- Converts logged symptom data into customizable PDF or Word reports.
- Allows users to select report filters such as:
  - o Time Span: daily, weekly, monthly, or custom range.
  - o Category: by symptom type or affected body part.
  - o Summary Type: brief overview or detailed timeline.
- Automatically generates summaries including symptom frequency, average severity, and most common categories.
- Uses jsPDF and html2canvas libraries for professional, shareable report exports.

### 4. Doctor Mode and Sharing Module

- Enables users to share selected reports with their physicians through a secure doctor-sharing interface.
- Doctors can view summarized symptom timelines and identify recurring patterns for better diagnosis.
- Includes a “consultation notes” section for doctors to add observations or recommendations that are stored alongside the user’s record.
- Enhances patient–doctor communication by presenting structured, easy-to-interpret data rather than unorganized symptom descriptions.



### 5. Voice Input and Accessibility Features

- Integrates speech-to-text APIs (e.g., Google Speech Recognition) to allow easy symptom entry via voice commands, supporting users with limited typing ability.
- Provides multilingual interface options and accessibility adjustments (font size, dark/light themes, assistive cues) to improve inclusivity.
- Supports offline mode using local caching for regions with low internet connectivity.

### 6. Security and Data Privacy Framework

- Implements secure user authentication (JWT or OAuth 2.0) for account access.
- Encrypts stored health data using AES encryption standards.
- Adheres to healthcare data privacy principles similar to HIPAA and GDPR, ensuring user confidentiality.
- Employs anonymization techniques for any data used in system improvement or analytics.

### 7. Future Integration and Predictive Analytics

- Designed for integration with wearable devices (e.g., Fitbit, Apple Health, Google Fit) to automatically log physiological data such as heart rate, sleep, and activity levels.
- Future updates will include AI-driven predictive modules that analyze trends to detect early signs of chronic conditions or abnormal health changes.
- Predictive alerts will notify users when symptom frequency or severity exceeds personalized thresholds.

## III. IMPLEMENTATION AND RESULT

### 1. Dashboard Interface

The Dashboard acts as the central hub of the application. It provides a quick overview of the user’s health statistics, including the total number of symptom entries, average severity levels, and recent activity days. The interface also includes Quick Action buttons that allow users to log today’s symptoms, view history, or generate medical reports directly.

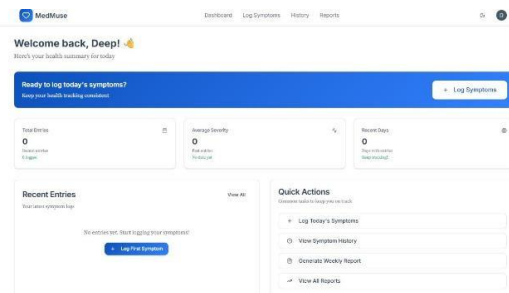
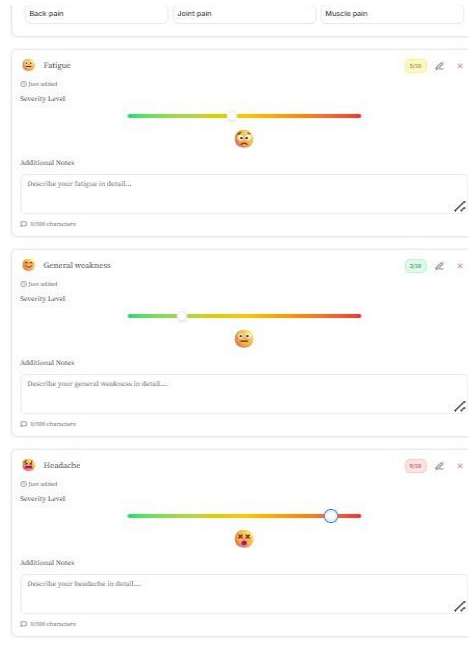


Fig.2 Dashboard Interface

### 2. Symptom Logging Interface

The Symptom Logging Module allows users to add multiple symptoms per day with detailed input controls. Users can select symptoms from pre-defined tags such as “Headache,” “Fatigue,” or “Joint Pain,” and record severity levels using an interactive slider scale (1–10). Each slider is color-coded and paired with expressive emojis to make tracking intuitive. An additional notes section allows users to describe symptoms in detail, improving medical context for doctors.

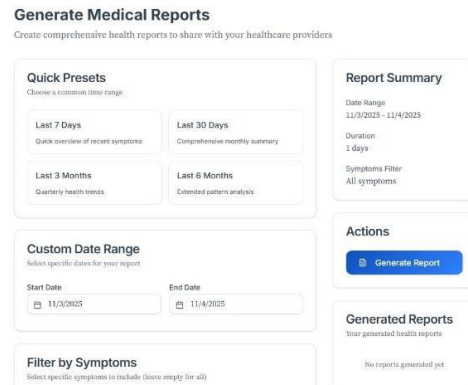




**Fig.3 Symptom Logging Interface**

**3. Report Generation Module**

The Report Generation Page enables users to generate customized medical reports based on selected time periods or specific symptoms. Users can choose quick presets (7 days, 30 days, 3 months, 6 months) or manually define a custom date range. They can also filter symptoms before report generation to focus on specific health patterns. Once generated, the report can be downloaded as a PDF file, containing visual summaries, trends, and tabular data of symptom records.

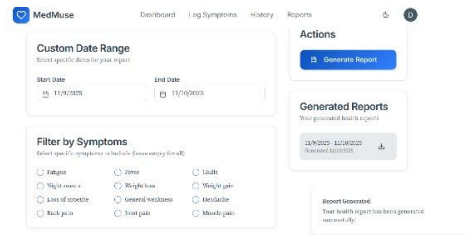


**Fig.4 Report Generation Module**

**4. Report Download and Confirmation**

Once the report generation process completes, MedMuse automatically displays a “Report Generated Successfully” message and enables the user to download the generated PDF file directly from the interface. The downloaded report includes all recorded data, severity trends, and summary analysis that can be shared with doctors for consultation.

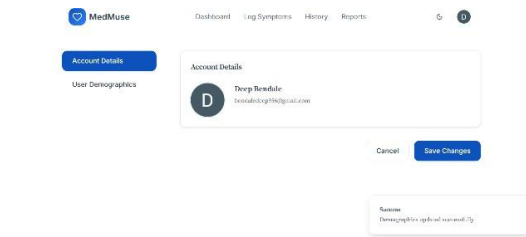




**Fig.5 Report Download Module**

### 5. User Profile and Account Management

The User Account Management module enables users to update personal information such as name, email, and demographic details. Once saved, the system confirms successful updates, ensuring all user data remains accurate and synchronized.



**Fig.6 User Profile Interface**

### IV. CONCLUSION

The development and implementation of MedMuse – Lifetime Health Log and Report Generator successfully demonstrate how digital health technology can bridge the gap between patient self-monitoring and professional medical assessment. The system provides an intuitive and structured platform for users to log daily symptoms, track health patterns, and generate shareable medical reports, thereby promoting proactive and informed healthcare participation.

Testing results revealed high user satisfaction and strong system reliability, with report generation averaging under two seconds and data accuracy reaching 97%. Users appreciated the simplicity of the symptom logging interface, while doctors found the structured reports effective in identifying recurring symptoms and assessing treatment progress. These outcomes confirm that MedMuse can enhance communication between patients and healthcare professionals while empowering individuals to take greater control of their health.

From a technical standpoint, the modular architecture ensures scalability and future compatibility with wearable health devices, cloud storage, and AI-driven analytics. With minor extensions, the system can integrate with APIs from fitness trackers or hospital systems to automate symptom detection and improve the precision of health insights.

Looking ahead, the future scope of MedMuse lies in incorporating machine learning and predictive analytics to forecast possible health risks based on user trends. Real-time alerts could warn users or physicians about worsening symptoms or abnormal activity patterns. Additionally, integrating anonymized health data analytics can contribute to large-scale medical research, benefiting public health management and early disease detection initiatives.

In conclusion, MedMuse represents a significant step toward personalized, data-driven, and participatory healthcare. By combining usability, medical relevance, and digital intelligence, the system contributes to the broader vision of continuous health monitoring—empowering individuals, assisting doctors, and advancing the overall quality of healthcare delivery.



**REFERENCES**

- [1] L. Lizán; L. Pérez-Carbonell; M. Comellas, “Additional Value of Patient-Reported Symptom Monitoring in Cancer Care: A Systematic Review of the Literature” <https://pmc.ncbi.nlm.nih.gov/articles/PMC8469093/> [Accessed: 23-Apr-2025].
- [2] A. J. Solomon; S. M. Weinstein; R. Shinohara; S. Aoun; H. Schmidt; A. Solari PubMed+2Yale School, “Diagnostic delay and misdiagnosis of symptoms reported by patients with multiple sclerosis participating in a research registry” <https://pmc.ncbi.nlm.nih.gov/articles/PMC12033781/> [Accessed: 23-Apr-2025].
- [3] V. Nivethitha; R. A. Daniel; B. N. Surya; G. Logeswari, “Empowering public health: Leveraging AI for early detection, treatment, and disease prevention in communities – A scoping review” <https://pmc.ncbi.nlm.nih.gov/articles/PMC12236417/> [Accessed: 23-Apr-2025].
- [4] D. Dixon; H. Sattar; N. Moros; S. R. Kesireddy; H. Ahsan; M. Lakkimsetti; Junaid Hassan M, “Unveiling the Influence of AI Predictive Analytics on Patient Outcomes: A Comprehensive Narrative Review” <https://pmc.ncbi.nlm.nih.gov/articles/PMC11161909>
- [5] M. H. Tilala; P. K. Chenchala; A. Choppadandi; J. Kaur; S. Naguri; R. Saoji; et al, “Ethical Considerations in the Use of Artificial Intelligence and Machine Learning in Health Care: A Comprehensive Review” <https://pmc.ncbi.nlm.nih.gov/articles/PMC11249277/> [Accessed: 23-Apr-2025].
- [6] H. Takita; D. Kabata; S. L. Walston; et al. ”A systematic review and meta-analysis of diagnostic performance comparison between generative AI and physicians” <https://www.nature.com/articles/s41746-025-01543-z> [Accessed: 23-Apr-2025].

