

# Detection and Assessment of Cracks in Concrete Structures Using Machine Learning Techniques

Kumar Prince\* and Dheeraj Kumar\*\*

\*M.Tech Scholar, Department of Civil Engineering (Structural Engineering), CBS Group of Institutions, Jhajjar

\*\*Assistant Professor, Department of Civil Engineering (Structural Engineering), CBS Group of Institutions, Jhajjar

**Abstract:** *Cracks are a common indicator of concrete deterioration, often originating at the microscopic level. This paper presents an efficient approach for the design and development of a crack detection and classification technique for concrete structures. Initially, image processing approaches are analyzed and categorized into first-order and second-order crack detection, crack assessment, and thresholding-based methods. A hybrid model is then proposed, combining a GrabCut segmentation technique with an enhanced Sobel filter for automated crack detection. The two-stage approach effectively separates crack regions from the background, reducing noise and improving image clarity. The enhanced Sobel filter further refines edge detection by adapting horizontal and vertical filtering based on image variations, leading to higher accuracy compared to conventional methods. Additionally, a MATLAB-based GUI is developed to enable real-time monitoring and analysis of concrete structural conditions.*

**Keywords:** Crack Detection, Machine Learning, CNN, Structural Health Monitoring

## I. INTRODUCTION

Visual and manual inspection is one of the primary and easiest ways to detect cracks. However, these approaches require high human intervention, are prone to error, and need a skilled person to analyze them. Chapter 3 presents three categories of image processing approaches: first-order derivative, second-order derivative, and thresholding-based methods. In chapter 3, various IPAs, such as Robert, Prewitt, Sobel, Canny, LOG, and Otsu, employ a fixed convolution mask for the detection of cracks. Moreover, present approaches fail to discern small details. Apart from this, the advancement of GUI technology for real-time architectural health assessment has been severely limited. Thus, two key issues arise from the previous chapter. First, cracks from concrete structures. The second involves the design and developing of GUI that acts as a quantification tool. It performs crack detection and automates the process of structural health monitoring.

The quantitative and qualitative analysis presented in this section reveals that the Sobel filter has high accuracy and performs well in comparison to other methodologies. However, the fixed convolution introduces a problem with fine crack detection. Moreover, the digital crack sample images are affected by noise, and Sobel is also sensitive to noise. Therefore, in light of this constraint, this chapter proposes an image processing-based method.

The paper consists of five sections. The first and second sections discuss the theoretical background and research gaps of the reported literature. The third section elaborates on the proposed hybrid image processing approach along with the design and development of the graphical user interface. The fourth presents experimental results and analysis. This section also provides a methodologies. The fifth section presents a summary of the paper.

## II. LITERATURE REVIEW

Concrete structures often weaken due to microscopical cracks. The structure breaks down due to constant size changes. Traditional and visual inspection of crack detection employs combines human perception and knowledge. The existing methods have constraints, such as the need for a competent person, competency, machining comprehension, and image resolution. Recently, IPAs provided an automated way to monitor cracks in terms of FODs, SODs, and thresholding help identify the cracks. The analysis in the preceding chapter demonstrates that SFOD is effective and efficient at



detecting vertical and horizontal edges; however, it is notably prone to noise. PFOD is computationally efficient; however, it is less accurate than SFOD. Although RFOD exhibits significant sensitivity to edge detection, it operates ineffectively in noisy imagery. LOG-SOD provides enhanced edge localization; nonetheless, it is highly computational. The DOG-SOD reduces noise and resembles the LOG; however, it requires fine parameter tuning. Otsu's method offers automatic thresholding; however, it is inadequate under conditions of uneven illumination. Moreover, addressing minute cracks constrains the efficacy of these methods. Therefore, an automated framework is required that exhibits reduced sensitivity to noise and provides accurate identification of small cracks within a singular system. This chapter utilizes segmentation followed by crack detection to achieve this purpose. The segmentation provides an accurate identification of the cracked area of concern. The Grab Cut algorithm is employed for segmentation purposes. SFOD is utilized structure based on the qualitative and quantitative performance across various IPAs. To enhance the efficacy of SFOD, the variance of the image is utilized in place of a fixed convolving mask. Additionally, GUI has been developed for real-time practical use.

### III. RESEARCH METHODOLOGY

This part presented the methodology of the suggested hybrid approach combining the GCA along with ISF, as depicted in figure 4.1. The recommended technique's evolution begins with data gathering and processing. This phase encompasses the creation of cement matrices, the induction of fractures using a global tester instrument, and the capture of photographs with a computerised lens. The subsequent phase involves the formulation of a combination methodology for automated crack identification.

This level integrates the characteristics of GCA and S.F inside a singular framework to detect the cracking. The ending step encompasses the evaluation of the suggested GCA-I.S.F & the creation of a G.U.I for immediate application. The principal components to the planned G.C.A-I.S.F are as given as:

A hybrid G.C.A-I.S.F combination methodology, grounded in image analysis guidelines, has been introduced for the accurate identification of cracking in concreted buildings.

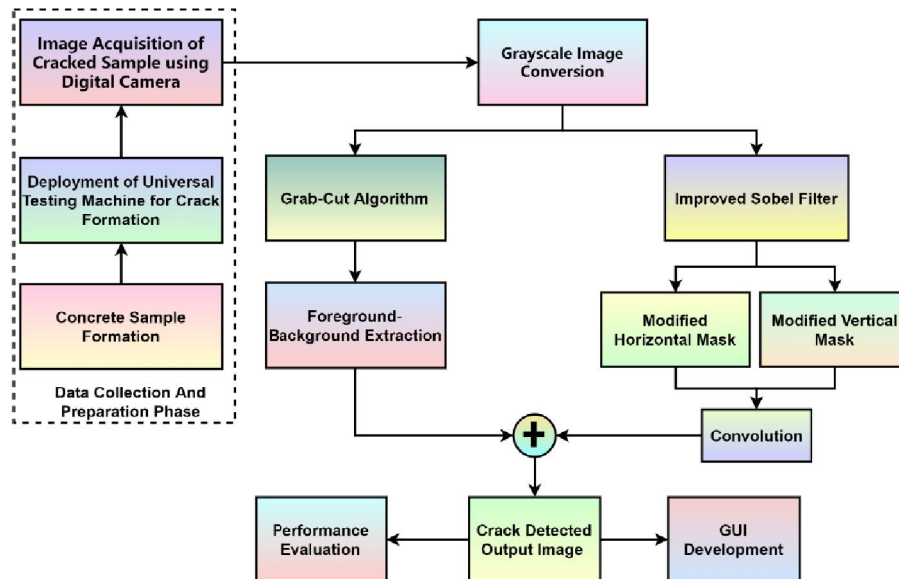


Figure 1 Conceptual Block Structure of the Suggested Grab-Cut Algorithmic Incorporating Enhanced Sobel Filtration. The suggested methodology employs a grab-cutting technique for precise identification of a fractured region of interest (ROI). An enhanced Sobel filtering is recommended for effective edge identification of gaps, wherein the filtration masking is modified based on photo variability rather than traditional parameters.



A MATLAB-based GUI has been created for immediate cracking evaluation to examine the seismic integrity of cement buildings.

An exhaustive efficacy study was performed to verify the effectiveness of the suggested strategy, addressing both qualitative and quantitative dimensions.

In digital imagery, splits denote the data associated with the peripheries of a graphic. Edges are described as variations in pixel intensity used to differentiate distinct regions inside photographs. In contrast to fissures constructions, the edges might be seen as either sharpening or significant formations. The principal aim of the suggested technique is to delineate the borders of compromised pixels. The suggested method is a hybrid solution for fracture identification in structural concrete, integrating the capture-cut technique with Sobel & Associates filtration techniques. The GCA has enabled the division of the ROI. Moreover, the enhanced SF had being utilised to delineate the bounds of the subdivided R.O.I.

#### IV. RESULT & DISCUSSION

The comprehensive evaluation of the existing methodologies and the suggested method is conducted under identical testing conditions. This has been executed to maintain consistency in the comparison study. The simulated setting is consistent across all these ways. It encompasses information segmentation. The comparative research indicates effective method for identifying fractures images obtained using the suggested G.C.A-I.S.F approach distinctly reveal . Furthermore, the results, potentially leading to inaccurate crack detection.




Figure 2 Suggested graphical user interface for evaluating cracks in cement structures



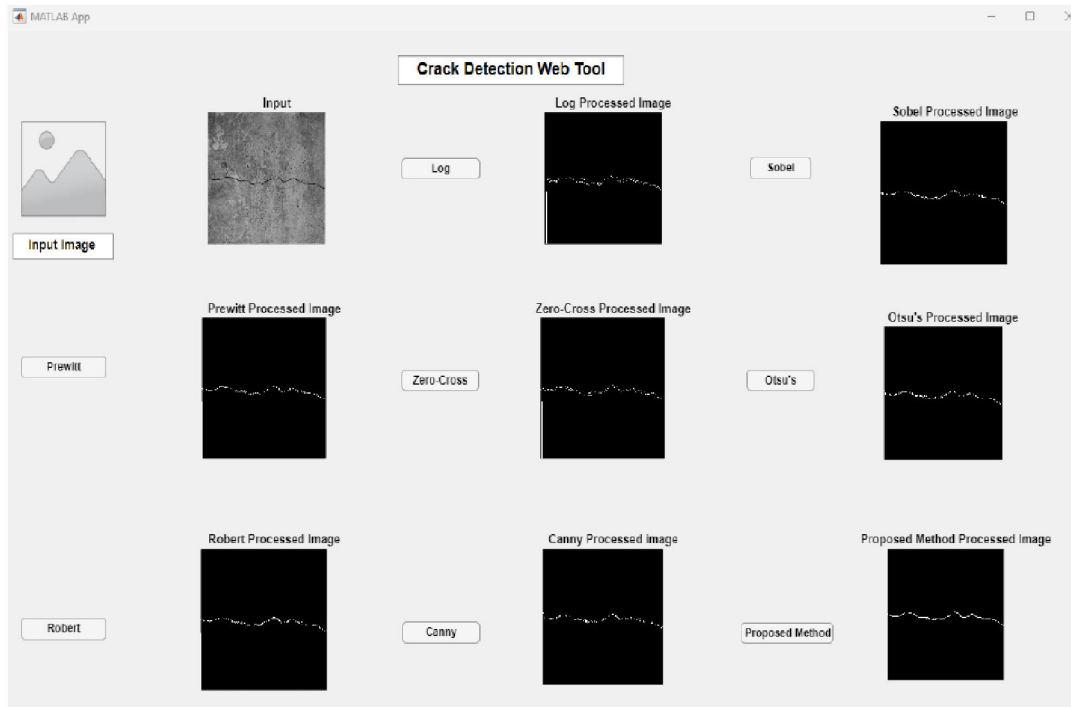


Figure 3 Comparison examination of the existent and suggested GCA-ISF-centered crack identification GUI. Moreover, the results of SF and OT exhibit both extensive and inadequate picture softening, leading to erroneous evaluations of fissures. Otsu's procedure consistently necessitates manual calibration of the trigger. The results of these operations, illustrated in Figures 2 and 3, indicate occurrences regarding data loss. The investigation further illustrates that the proposed GCA-ISF proficiently identifies cracks in both basic and intricate concrete constructions achieved through manual and visual examinations.

## V. CONCLUSION

The materials & cement department fabricates concrete-based specimens. Additionally, a contrasting optical & analytical examination was conducted for images of single and multiple fracture samples. It surpasses the previously established approaches. The suggested GCA-ISF yielded the subsequent results: GCE 0.2480, VI 0.8179, RI 0.9827, AHD 25.5132, BF-SC 0.9805, JI 0.9858, & DC 0.9878.

Additionally, a MATLAB-based GUI was created for immediate evaluation of cracks in ceramic buildings. Users can employ the built GUI to bypass mechanical and visual examinations, which need considerable personal intervention.

## REFERENCES

- [1]. Md. A.-M. Khan, S.-H. Kee, A.-S. K. Pathan, and A.-A. Nahid, "Image Processing Techniques for Concrete Crack Detection: A Scient metrics Literature Review," *Remote Sens (Basel)*, vol. 15, no. 9, p. 2400, May 2023, doi: 10.3390/rs15092400.
- [2]. H. S. Munawar, A. W. A. Hammad, A. Haddad, C. A. P. Soares, and S. T. Waller, "Image-Based Crack Detection Methods: A Review," *Infrastructures (Basel)*, vol. 6, no. 8, p. 115, Aug. 2021, doi: 10.3390/infrastructures6080115.
- [3]. V. S and R. K. M. S, "Review on the mechanism and mitigation of cracks in concrete," *Applications in Engineering Science*, vol. 16, p. 100154, Dec. 2023, doi: 10.1016/j.apples.2023.100154.



- [4]. M. K. Askar, Y. Al-kamaki, R. Ferhadi, and H. K. Majeed, "Cracks in Concrete Structures Causes And Treatments: A Review," *The Journal of Duhok University*, vol. 26, no. 2, pp. 148–165, Dec. 2023, doi: 10.26682/csjuod.2023.26.2.16.
- [5]. N. Pise *et al.*, "A Brief Study on Causes of Cracks, Prevention and Pattern of Cracks on Concrete," *Int J Sci Res Sci Eng Technol*, pp. 439–443, Jun. 2021, doi: 10.32628/IJSRSET2183194.
- [6]. M. Ozdemir, M. Imachi, S. Tanaka, S. Oterkus, and E. Oterkus, "A comprehensive investigation on macro–micro crack interactions in functionally graded materials using ordinary-state based peridynamics," *Compos Struct*, vol. 287, p. 115299, May 2022, doi: 10.1016/j.compstruct.2022.115299.
- [7]. S. Badgajar and A. Kumar Dwivedi, "Microstructural analysis of Self- Compacting Concrete– A review," *Mater Today Proc*, vol. 65, pp. 1250–1259, 2022, doi: 10.1016/j.matpr.2022.04.185.
- [8]. G. L. Golewski, "The Phenomenon of Cracking in Cement Concretes and Reinforced Concrete Structures: The Mechanism of Cracks Formation, Causes of Their Initiation, Types and Places of Occurrence, and Methods of Detection—A Review," *Buildings*, vol. 13, no. 3, p. 765, Mar. 2023, doi: 10.3390/buildings13030765.
- [9]. U. De Maio, F. Greco, L. Leonetti, P. N. Blasi, and A. Pranno, "Cracking behavior analysis of reinforced concrete structures by using a cohesive fracture model," *Procedia Structural Integrity*, vol. 41, pp. 598–609, 2022, doi: 10.1016/j.prostr.2022.05.068.
- [10]. A. Mohan and S. Poobal, "Crack detection using image processing: A critical review and analysis," *Alexandria Engineering Journal*, vol. 57, no. 2, pp. 787–798, Jun. 2018, doi: 10.1016/j.aej.2017.01.020.
- [11]. Y. Fujita and Y. Hamamoto, "A robust automatic crack detection method from noisy concrete surfaces," *Mach Vis Appl*, vol. 22, no. 2, pp. 245–254, Mar. 2011, doi: 10.1007/s00138-009-0244-5.
- [12]. S. K. Dwivedi, M. Vishwakarma, and Prof. A. Soni, "Advances and Researches on Non-Destructive Testing: A Review," *Mater Today Proc*, vol. 5, no. 2, pp. 3690–3698, 2018, doi: 10.1016/j.matpr.2017.11.620.
- [13]. D. Ai, G. Jiang, S.-K. Lam, P. He, and C. Li, "Computer vision framework for crack detection of civil infrastructure—A review," *Eng Appl Artif Intell*, vol. 117, p. 105478, Jan. 2023, doi: 10.1016/j.engappai.2022.105478.
- [14]. M. Szeląg, "Evaluation of Cracking Patterns in Cement Composites—From Basics to Advances: A Review," *Materials*, vol. 13, no. 11, p. 2490, May 2020, doi: 10.3390/ma13112490.

