

Automated Cargo Train Powered by Renewable Energy Source

Dr. S. Mani Kuchibhatla¹, Dr. P. Srimannarayana², G. Ananya³, CH. Sanjay⁴, G. Pavan Kumar⁵

Professor, Department of Information Technology, ACE Engineering College, Hyderabad, India¹

Assistant Professor, Department of EEE, ACE Engineering College, Hyderabad, India²

Department of Electrical and Electronics Engineering, ACE Engineering College, Hyderabad, India³⁻⁵

guntimediananya@gmail.com, ch.sanjay2003@gmail.com, sai876048@gmail.com

Abstract: *This paper presents an automated cargo rail system that operates with minimal human involvement and performs key tasks such as navigation, station identification, auto halt, obstacle detection, and alert communication. The system automatically unloads specific goods at designated stations without requiring a porter. For demonstration, two stations are simulated using hardware, along with a motorized rail running on a metal track. Hall Effect sensors identify stations, IR sensors detect cargo box position, and a microcontroller controls the unloading mechanism. GPS provides real-time location data, which is sent to the nearest station master through an RF communication link. If a large obstacle or boulder is detected on the track, the rail stops automatically and sends an alert. The rail stops only at stations where delivery is required*

Keywords: Automated Cargo Rail System, Microcontroller, Hall Effect Sensor, GPS, RF Communication, Automatic Unloading Mechanism, Obstacle Detection, Smart Transportation System

I. INTRODUCTION

The increasing demand for efficient logistics and goods transportation has encouraged the development of automated cargo handling systems. Traditional goods trains require significant human effort for monitoring, loading, and unloading cargo, which can lead to delays, operational inefficiencies, and safety risks. To overcome these limitations, an automated cargo rail system is proposed that performs tasks such as station identification, cargo unloading, obstacle detection, and remote monitoring with minimal human intervention. This system aims to improve efficiency, reliability, and safety in cargo transportation.

The system is developed based on the concept of mechatronics, which integrates mechanical components, electronics, sensors, and embedded software into a single automated system. Mechanical mechanisms such as rack-and-pinion and DC motors are combined with sensors and control circuits to perform automated unloading operations at designated stations. Sensors detect station locations and cargo presence, while actuators perform the mechanical operations. This integration enables precise and efficient operation of the cargo rail system.

To monitor the movement of the cargo rail, a Global Positioning System (GPS) module is incorporated. The GPS receiver collects satellite signals and determines the rail's position in terms of latitude and longitude coordinates. This information can be displayed locally and transmitted to a remote monitoring station, allowing authorities to track the cargo rail in real time and manage transportation operations more effectively. Continuous tracking also helps improve logistics planning and operational transparency. The positioning data can be useful for analysing travel routes and system performance.

The overall system operation is controlled by an AT89C52 microcontroller, which processes sensor inputs and controls motors, communication modules, and display units. In addition, an RF-based wireless communication system is used to transmit rail location and alert messages to the monitoring station. If an obstacle is detected on the track, the system automatically stops the rail and sends warning information to the control unit, thereby enhancing safety and enabling



timely response. The proposed system demonstrates a low-cost and efficient approach for automated cargo transportation and can be expanded for large-scale railway logistics applications.

II. LITERATURE SURVEY

Automation and intelligent monitoring technologies have become essential in modern railway transportation systems to improve operational safety, efficiency, and reliability. Recent research has focused on enhancing railway infrastructure monitoring through advanced sensing and condition monitoring systems. Studies on railway wayside monitoring systems emphasize the importance of automated techniques for detecting equipment faults, monitoring track conditions, and ensuring safe railway operations. These monitoring systems help railway authorities identify potential failures early and reduce maintenance costs, thereby improving the reliability and safety of railway transportation networks [1].

Recent advancements in artificial intelligence and machine learning have also contributed significantly to railway safety applications. AI-based approaches have been used to detect wheel defects, analyse track conditions, and monitor train components in real time. Such intelligent monitoring systems help identify faults in railway equipment and prevent mechanical failures during operation. Research has shown that AI-based defect detection systems can improve maintenance efficiency and reduce unexpected breakdowns in railway transportation systems [2].

Accurate train localization and railway track monitoring are also critical for safe railway operations. Modern research has explored various sensor-based approaches for determining railway vehicle positions and track geometry. Techniques using gyroscopes, Global Positioning System (GPS) sensors, and other navigation technologies provide accurate information about train position and track curvature. These systems support real-time tracking of railway vehicles and improve route monitoring and transportation management [3]. Similarly, advanced railway inspection techniques based on point-cloud data and 3D mapping technologies have been proposed for detecting railway alignment and structural conditions with high precision [4].

In addition to localization and monitoring, wireless identification technologies have been investigated for railway logistics and freight management applications. RFID-based localization devices and orientation sensing systems have been developed to support freight wagon identification and cargo monitoring. These systems allow railway operators to track freight wagons and cargo units efficiently, improving the management of logistics operations and reducing the possibility of cargo misplacement during transportation [5],[6]. Furthermore, recent studies on autonomous robotic logistics systems highlight the potential of automated transportation technologies in industrial environments, demonstrating improved efficiency in material handling and internal logistics systems [7].

Another major research area in railway safety involves obstacle detection on railway tracks. Advanced sensing technologies such as LiDAR, cameras, and sensor fusion techniques have been used to detect foreign objects and abnormal conditions on tracks. High-precision detection algorithms based on LiDAR sensors can accurately identify obstacles and provide early warning signals to prevent accidents [8]. Computer vision techniques and deep learning models such as YOLO-based object detection frameworks have also been applied for railway safety monitoring. These models analyse visual data from trackside cameras and train-mounted sensors to detect obstacles in real time with high accuracy [9],[11]. Earlier studies also explored deep neural network-based approaches and multi-sensor fusion systems for railway obstacle detection and vehicle localization, demonstrating significant improvements in detection accuracy and reliability [13], [14].

Although significant research has been conducted on railway monitoring, obstacle detection, and infrastructure safety, most existing studies focus mainly on passenger train safety and track inspection. Limited attention has been given to automated cargo transportation and station-based unloading mechanisms in railway systems. In many conventional freight transportation systems, cargo loading and unloading processes still depend on manual labor, which increases operational time and reduces overall efficiency. Therefore, there is a need for a low-cost automated cargo transportation system capable of performing station identification, cargo unloading, and obstacle detection with minimal human intervention.



To address these challenges, the proposed automated cargo rail system integrates sensing technologies, embedded microcontroller control, GPS-based location tracking, and RF communication to create an efficient cargo transportation solution. The system is designed to automatically detect stations, unload cargo at designated locations, identify obstacles on the track, and transmit location information to a monitoring station. By combining automation with real-time monitoring capabilities, the proposed system aims to improve the efficiency, safety, and reliability of cargo transportation in railway logistics.

III. WORKING METHODOLOGY

The proposed automated cargo system operates using renewable energy and an embedded control system. A solar panel converts sunlight into electrical energy and stores it in a rechargeable battery. This stored energy powers the microcontroller, sensors, GPS module, and motor driver circuit. The microcontroller acts as the central control unit of the system. Infrared (IR) sensors detect the presence of cargo at stations and send signals to the microcontroller, which activates the DC motor to move the cargo carrier along the track. For safety, an obstacle detection sensor is placed on the cargo carrier to monitor the path. If any obstacle is detected, the sensor sends a signal to the microcontroller, which stops the motor immediately to prevent collisions. A GPS module is integrated into the system to track the location of the cargo carrier. It provides real-time position information, enabling effective monitoring of cargo movement. Limit switches are used to detect station points and stop the carrier automatically for loading or unloading.

IV. SYSTEM ARCHITECTURE

The proposed automated cargo system powered by renewable energy is designed using multiple interconnected modules. The overall architecture consists of a power generation unit, control unit, sensing unit, communication unit, and actuation unit. The power generation unit includes a solar panel and a rechargeable battery. The solar panel converts solar energy into electrical energy, which is stored in the battery. A voltage regulator provides a stable power supply to all electronic components. The control unit is built around the 89C52 microcontroller, which processes input signals from different sensors and controls the movement of the cargo system.

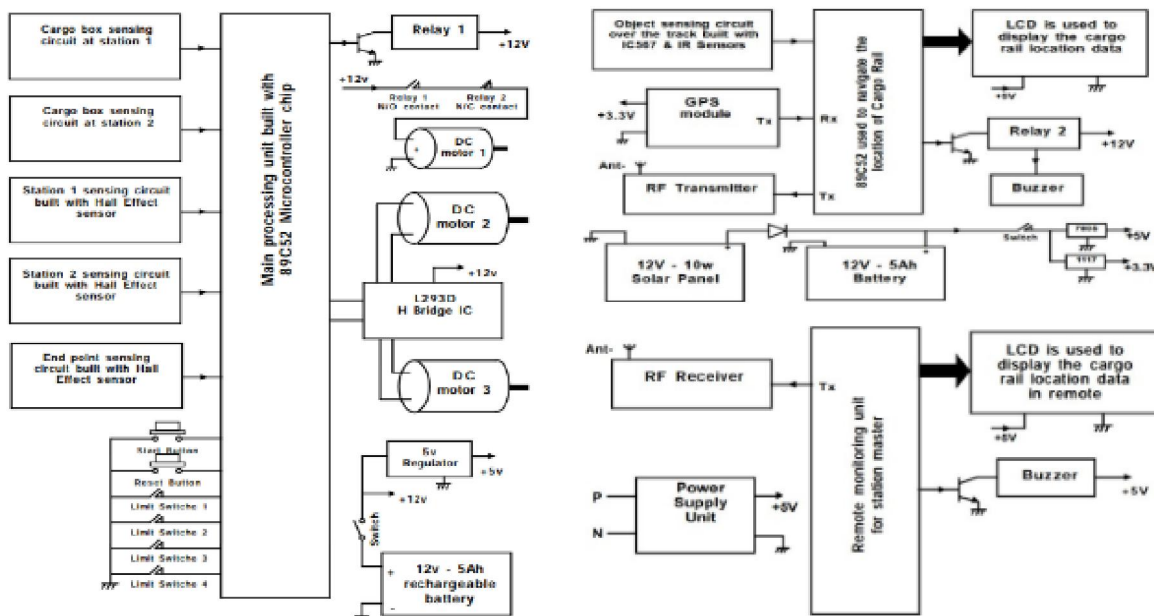


Fig 1: Block Diagram



The sensing unit consists of IR sensors used for cargo detection, station detection, and obstacle detection. These sensors continuously monitor the environment and send signals to the microcontroller for decision-making. The communication unit includes a GPS module that provides location information for tracking the cargo carrier during its movement. The actuation unit consists of the motor driver (L293D) and DC motors that move the cargo vehicle along the track. Limit switches are also used to detect the endpoints and ensure accurate stopping of the cargo carrier. By integrating these modules, the system achieves automated cargo transportation using renewable energy with improved efficiency and safety.

V. MAIN CIRCUIT ANALYSIS

The main circuit of the automated cargo rail system is designed around the AT89C52 Microcontroller, which functions as the central control unit for the entire system. The microcontroller receives input signals from different sensors and controls the movement of the cargo rail as well as the unloading mechanism. Hall Effect sensors are placed beneath the rail mechanism to detect magnetic markers positioned along the track. These markers represent stations and reference points, allowing the system to identify the position of the rail during operation. When the rail reaches a station, the sensor detects the magnetic field and sends a signal to the microcontroller for further processing. To ensure stable digital signals from the sensors, a BC547 Transistor is used as a switching component to convert sensor outputs into proper logic levels for the microcontroller. Once the signal is received, the controller stops the rail at the station and activates the unloading mechanism. A L293D Motor Driver IC is used to control the DC motors responsible for rail movement and the rack-and-pinion mechanism used for cargo unloading. The motor driver allows the microcontroller to control the direction and speed of the motors safely.

During operation, when the cargo rail reaches a designated station, the microcontroller activates the motor connected to the rack-and-pinion system to push the cargo box out onto the station platform. Limit switches are used to detect the position of the unloading mechanism and ensure it returns to its initial position after completing the operation. Once the unloading process is finished, the microcontroller restarts the rail movement toward the next station or endpoint. This coordinated interaction between sensors, the microcontroller, and motor driver circuits enables reliable automated cargo transportation with minimal human intervention.

VI. RESULTS AND DISCUSSIONS




Fig 2: Prototype






Fig 3: Cargo Unloading



Fig 4: Obstacle Detection

The developed automated cargo rail prototype was tested to evaluate its performance in terms of automation, station detection, obstacle detection, and cargo unloading operations. The system successfully demonstrated automatic movement of the cargo train along the track using a DC motor controlled by the microcontroller. The Hall Effect sensors accurately detected the predefined stations, enabling the system to identify the correct unloading locations. The IR sensors used for cargo detection and obstacle sensing performed effectively during testing. When an obstacle was placed on the track, the system immediately stopped the train and generated an alert through the buzzer and display unit, ensuring safe operation. The cargo sensing mechanism also correctly identified the presence of the cargo box at the station and triggered the unloading process automatically. The wireless communication module successfully transmitted signals between the train unit and the monitoring section, allowing remote observation of system status. The LCD display provided real-time information regarding train movement, station detection, and unloading status. The integration of a solar power supply also demonstrated that the system can operate using renewable energy, reducing dependency on conventional power sources.

Overall, the prototype model validated that the proposed automated cargo rail system performs the intended operations efficiently with minimal human intervention and reliable sensor-based control.

VII. CONCLUSION

This paper presented the design and development of an automated cargo rail system intended to improve the efficiency and safety of goods transportation in railway environments. The proposed system integrates a microcontroller-based control unit with multiple sensing technologies, including Hall Effect sensors for station detection and IR sensors for cargo and obstacle detection. The system is capable of automatically controlling the movement of the cargo train, identifying predefined stations, and performing the unloading operation without requiring manual assistance. The use of relay-controlled motors ensures smooth train movement and controlled unloading, while the LCD display and buzzer provide clear indications of the system status during operation.

The results discussed in this paper demonstrate that the proposed system can effectively automate several important tasks involved in cargo transportation, such as train navigation, station identification, obstacle detection, and automatic unloading at designated locations. The incorporation of wireless communication using RF transmitter and receiver modules allows the transmission of operational information to a monitoring unit, improving system awareness and supervision. In addition, the integration of a solar power supply highlights the potential of using renewable energy sources to support railway automation systems, thereby reducing dependency on conventional energy and contributing to more sustainable transportation solutions.

Although the proposed system successfully demonstrates the feasibility of automated cargo handling, certain limitations such as restricted communication range and sensor accuracy may influence its performance in large-scale railway applications. Future work can focus on improving communication technologies, incorporating more advanced sensing systems, and integrating IoT-based monitoring and GPS tracking for real-time control and management. Overall, the system presented in this paper offers a cost-effective and practical approach for implementing automation



in railway cargo transportation and can serve as a foundation for further development of intelligent and efficient railway logistics systems.

VII. REFERENCES

- [1] K. Tanaka, M. Suzuki, and T. Yamamoto, "Real-Time Obstacle Detection Over Railway Track Using Deep Neural Networks," *IEEE Transactions on Industrial Informatics*, vol. 17, no. 8, pp. 5678–5689, 2021.
- [2] Z. Nan, G. Zhu, X. Zhang, and X. Lin, "A Novel High-Precision Railway Obstacle Detection Algorithm Based on 3D LiDAR," *Sensors*, vol. 24, no. 10, pp. 3148, 2024.
- [3] J. Liu et al., "Railway Obstacle Intrusion Warning Mechanism Integrating YOLO-Based Detection and Risk Assessment," *Journal of Industrial Information Integration*, vol. 38, 2024.
- [4] Y. Wang, W. Song, Y. Lou, and Z. Tu, "Rail Vehicle Localization Using LiDAR-Vision-GNSS Sensor Fusion," *IEEE Sensors Journal*, vol. 21, no. 18, pp. 20780–20790, 2021.
- [5] M. Johnson and E. Brown, "Embedded System-Based Railway Monitoring and Control System," *IEEE Access*, vol. 10, pp. 45012–45021, 2022.
- [6] J. Lee et al., "Automatic 3D Railroad Alignment Detection Using Point Cloud Data," *Scientific Reports*, vol. 15, 2025.
- [7] L. Krzak and C. Worek, "Active RFID Wake-Up Receiver Subsystem for Freight Wagon Localization Devices," *Sensors*, vol. 25, 2025.
- [8] D. Wang, J. Zhang, and P. Zhang, "RFID-Based Orientation and Material Sensing for Automated Package Inspection," 2025.
- [9] E. Brorsson et al., "Infrastructure-Based Autonomous Mobile Robots for Internal Logistics: Challenges and Future Perspectives," 2025.
- [10] Z. Qi, D. Ma, J. Xu, A. Xiang, and H. Qu, "Improved YOLOv5 Based on Attention Mechanism and Faster Net for Foreign Object Detection on Railway Tracks," 2024.
- [11] Y. Zhou, Y. Yang, Z. Ren, and M. Hecht, "Estimating Railway Track Curvature Using Gyroscope and GPS Sensors," *Scientific Reports*, vol. 15, pp. 8037, Mar. 2025.
- [12] X. Yu, "Improving Rail Transit Security with Enhanced YOLOv5 Obstacle Detection," *Transportation Safety and Environment*, vol. 6, no. 4, Oct. 2024.
- [13] M. Z. Shaikh, E. N. Baro, and S. Jatoi, "AI-Powered Real-Time Wheel Defect Detection for Reliable Rail Transport," *Scientific Reports*, vol. 15, pp. 43854, Nov. 2025.
- [14] A. Mosleh, M. Mohammadi, and R. Silva, "Recent Advances in Wayside Condition Monitoring for Railways: A Comprehensive Review," *Railway Engineering Science*, Feb. 2026.

