

Formulation & Evaluation of Herbal Hand Sanitizer Based

Krishna Eknath Sontakke, Prof. Dr. Surwase. K. P, Dr. Surwase. K. P

Aditya Institute of Pharmaceuticals, Beed

Dr. Babasaheb Ambedkar Technological Univerisity, Lonere Raigad

Abstract: Hand hygiene is important because it can easily be transmitted through direct contact with microbial spores produced during coughing and sneezing. It is important to prevent the spread of the disease, especially in cases such as epidemics, through the use of antibiotics. This can be achieved by establishing and maintaining strict infection control equipment such as good hygiene in hospitals and public places. The aim of this study is to prepare an alcohol-based sanitizer against bacterial infections. After the test, the pH value of the disinfectant is between 6.65 and 6.67. The viscosity of the antiseptic is between 389 cps to 835. The spread ability was good and found in range between 6.55 to 7.18 g-cm/sec. The drug content of Eucalyptus Oil in formulations was found to be 93% in F1 and 97.5% in F2. In-vitro drug release study was found to be 56.2% in F1 and 60.6% in F2, and the stability of the preparation remained stable after 3 months of storage. All these studies showed that the F2 formulation is the best as it has better pH, viscosity, spreading ability and safety.

Keywords: Herbal ingredients; hand disinfection; infection control

I. INTRODUCTION

Hands are a primary route for transmitting microbes and infections, making hand hygiene essential for preventing and controlling infections. Bacteria found on hands can be classified as resident or transient. Healthcare workers often carry pathogenic flora, such as *Staphylococcus aureus*, *Enterococcus* spp., and *Acinetobacter*, which can lead to nosocomial infections if proper hand hygiene is not maintained. Simple washing may not effectively eliminate these pathogens, highlighting the necessity for hand sanitizers.

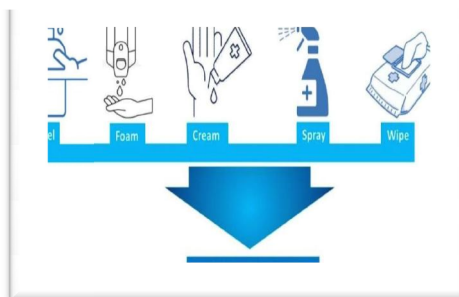
Benefits of Using Herbal Hand Sanitizer:

Ease of availability: Since herbs are easily available in both rural and urban areas, anyone can use them easily.

Cheap: Herbal remedies are less expensive compared to the chemical ingredients used in synthetic hand sanitizers.

Increased efficiency: Herbal hand sanitizers can provide better hand hygiene.

Less side effects: Herbal hand sanitizers have fewer side effects than other hand sanitizers.



Methods

Volatile oil extraction procedure

Sample preparation of Eucalyptus leaves: Gather fresh eucalyptus leaves and rinse them under water to remove dust and dirt. After draining the excess water, weigh 100 grams of leaves and cut them into small pieces with a sharp knife. [5-8].

Hydro distillation procedure:

First, purified water was placed in a round- bottom flask.

Next, the chopped leaf samples were added to the flask for distillation.

Then connect the lower container to the condenser via the connecting pipe and place the mercury thermometer in the container so that it touches the top of the leaf bed.

Finally, store the eucalyptus oil extract in the refrigerator below 4°C.

Distilled Water :

Use :

Pure distilled water is essential in hand sanitizer production. It is crucial to use pure water so that chlorine and other contaminants don't interact with the alcohol and other ingredients in the sanitizer

Glycerin :

Use :

Glycerin is used in hand sanitizers as a humectant, meaning it helps retain moisture in the skin. It counteracts the drying effect of alcohol, which can cause skin irritation and cracking.

Alov vera :

Use :

Aloe vera hand sanitizers offer a dual benefit: killing germs and moisturizing the skin. While the alcohol in these sanitizers effectively kills most bacteria and viruses, aloe vera helps prevent the drying and irritation that can be caused by alcohol-based sanitizers.

Polysorbate 20 :

Use :

Preservatives in hand sanitizers play a crucial role in ensuring their effectiveness and shelf life by preventing microbial growth and contamination.

Triethanolamine :

Use :

Triethanolamine (TEA) in hand sanitizer helps adjust the pH and emulsify ingredients, contributing to the overall stability and texture of the product.

Preservative :

Formulation

Procedure for formulation of herbal Hand Sanitizer: Alcohol-based hand sanitizers are made by slowly mixing Carbopol 940 into distilled water. Once the combination is taken, the product is left to sit for 24 hours. Denatured alcohol, polysorbate 20, ethylene glycol and all herbs are added to the aqueous solution. 0.80% potassium hydroxide and 0.20% methyl and propylparaben are added to make the product consistent. The final formulation is stored in an airtight, high-density polyethylene (HDPE) container. The prepared hand antiseptics are first physically tested and then a disinfection test is performed.

S. No.	Ingredients	Quantities	
		F1	F2
1.	Deionised water	13.5ml	13ml
2.	Denatured alcohol	23 ml	23.5ml
3.	Aloe-vera gel	0.50ml	0.45ml



4.	Carbopol 940	0.40g	0.30g
5.	Glycerine	1 ml	0.80ml
6.	Polysorbate 20	0.30 ml	0.25ml
7.	Tri ethanol amine	0.20ml	0.25ml
8.	Fragrance	0.10 ml	0.20ml
9.	Preservatives(Methyl+Propyl paraben)	0.2g	0.6g
Total weight		40ml	40ml

Evaluation Parameters

Visual appearance

The prepared sanitizer was visually examined for clarity, color, transparency, and any visible particles.

Physical evaluation

PH: The pH of an alcohol-based herbal hand sanitizer formulation was assessed using a digital pH meter. One gram of gel was dispersed in 100 millilitres of distilled water and allowed to sit for two hours. Each formulation's pH was measured in triplicate, and the average values were calculated.

Viscosity: The viscosity of an alcohol- containing hand sanitizer solution was analyzed using a Brookfield viscometer equipped with a T- bar spindle (S-94) at 37 °C. Fill a 10 mL beaker with 5 g of solution and perform the same procedure. Place the rotor vertically, making sure it does not touch the bottom of the beaker. The spindle was rotated at 50, 60, and 100 rpm to obtain more than 50% torque. Measurements are recorded 60 seconds after the start of the test.

Spreadability: The spread of alcohol-based disinfectants was tested using a device that operated with two slides, the upper one attached to the scale of the hook and the lower one to the wooden table..

Determination of λ max: The λ max of various essential oils was determined using the following procedure:

Accurately weigh 100 mg of the essential oil and transfer it to a 100 ml volumetric flask.

Add sufficient amount of ethanol and shake the flask thoroughly to ensure the oil dissolves completely.

Adjust the volume to 100 ml with ethanol.

Transfer the prepared dilution into a cuvette.

Set the spectrophotometer to a wavelength range of 200 to 400 nm, using either an empty light path or a cuvette filled with distilled water to establish the reference level.

Insert the cuvette containing the diluted oil into the sample compartment and record the absorbance.

Repeat steps 4 and 5 at the same wavelength and record the absorbance again.

Plot the results of absorbance against wavelength.

II. RESULTS AND DISCUSSION

Visual Appearance

Colour: Colourless to greenish yellow.

Odour: Aromatic & characteristics.

pH determination: Record the pH of each type of disinfectant after dispersion in distilled water and obtain the results. The pH of each sanitizer formulation after dispersion in distilled water was noted and the result were taken. Showing in Table 2. The pH of the alcohol based herbal hand sanitizer was found to be between 6.65 to 6.67 which was well within the normal pH range of 5.5-7, Hence the prepared herbal hand sanitizer can be applied to the hand.

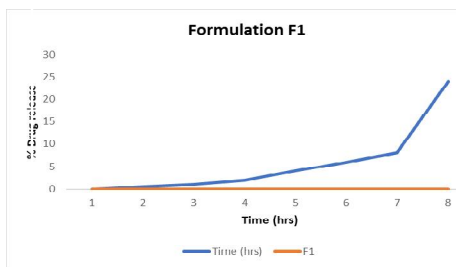
Viscosity: The viscosity of disinfectant alcohol was determined using Brookfield viscometer at 37 ° C. The viscosity values ranged from 389 cps to 835 cps as shown in Table 3.

Spread-ability: The spread of the disinfectant was found to be in the range of 6.55 to 7.18 g- cm/sec, confirming that the disinfectant spread well and evenly (as shown in the Table 4).

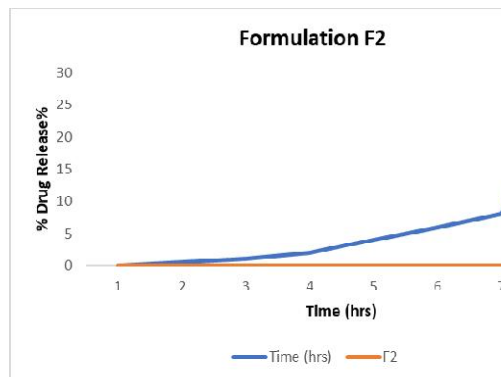


Time (hrs)	F1	F2
0	0.00	0.00
0.5	73±0.62	9.1±1.23
1	9.4±0.68	12.0±1.63
2	16.2±0.86	14.0±1.11
4	18.1±0.82	20.1±1.0
6	25.5±0.87	30.2±1.2
8	37.1±1.05	48.3±1.08
24	56.2±1.42	60.6±1.46

Drug release study of Formulation F1



Drug release study of Formulation F2



Effect of different storage conditions

Time (month)	Percent (Entrapment)	Percent (Entrapment)
	5 ± 3 ⁰ C	25 ± 2 ⁰ C
0	72.2±0.768	74.02±0.768
1	70.1±0.450	71.11±0.363
2	69.5±0.213	66.8±0.452
3	69.4±0.361	65.52±0.532

Drug Content: Weigh 1000 mg of detergent accurately, dissolve it in 100 ml of solvent (ethanol) and determine the content of the detergent. The solution was kept for 4 hours and stored for 6 hours to allow the production to be completed. Then filter the solution. Then 2 ml of this solution was diluted again in 100 ml of solvent (ethanol). Then dilutions such as 2µg/ml, 4µg/ml, 6µg/ml, 8µg/ml and 10µg/ml were made.



***In vitro* drug release study:** *In vitro* drug release studies were performed using alcohol- based disinfectants to estimate the amount of drug potential in biofilms. shows a comparison of the *in vitro* release profile by dialysis.

Stability study: Alcohol-based hand sanitizer containing eucalyptus oil, clove oil and aloe vera gel remains stable after 3 months of storage without any change in physical properties, pH value and drug release.

III. CONCLUSION

In order to provide a natural means of preventing the spread of disease, this study sought to create a unique alcohol-based herbal hand sanitizer that is safe, effective, and devoid of dangerous chemicals. The antibacterial, antifungal, and antiseptic qualities of eucalyptus oil, clove oil, and aloe vera gel, which are all included in the sanitizer, help treat bacterial infections and get rid of pathogens for efficient sanitization. This herbal hand sanitizer was made using an easy-to-follow and economical process. Two formulations were created, labelled F1 and F2. Among various tests conducted, the F2 formulation proved to be particularly effective against bacterial infections.

REFERENCES

- [1]. Grace XF, Sowmya KV, Darsika C, Jothy A, Shanmuganathan S. Polyherbal hand sanitizer-formulation and evaluation. Indian Journal of Pharmacy and Pharmacology. 2015;2(2):143-144.
- [2]. Wani NS, Bhalerao AK, Ranaware VP, Rahul Z. Formulation and evaluation of herbal sanitizer. International Journal of Pharm Tech Research. 2013;5(1):40-43.
- [3]. Harsa M, Misra B, Chaithra C, Ramana V. Evaluation of bactericidal activity of herbal hand sanitizer. International Journal of Ayurveda and Pharma Research. 2016;4(8):24-28.
- [4]. Enwa Felix O, Anie Clement O, Oghenejobo Micheal, Ilaya Sonia A. Evaluation of the Comparative Activity of Alcohol-Based Hand Sanitizers and Toilet Soaps against some Bacterial Isolates; 2015.
- [5]. Afsar Z, Khanam S. Formulation and evaluation of polyherbal soap and hand sanitizer. International Research Journal of Pharmacy. 2016;7(8):54-57.
- [6]. Elvira M Gaspar, Renato Duarte, Jose C Santana. Volatile composition and antioxidant properties of Clove products.
- [7]. Biomedical journal of scientific & technical research. 2018;9: 7270-7276.
- [8]. Nzeako BC, Al-Kharousi SNZ, Al- Mahrooqui Z. Antimicrobial activities of clove and thyme extracts. Sultan Qaboos University Medical Journal. 2014;6:33-39.
- [9]. Rani L, Gopinath P. Anti-bacterial activity of clove oil against staphylococcus aureus. International Journal of Recent Scientific Research. 2017;8:16134-16136.
- [10]. Itrat Malik, Zarnigar. *Aloe vera*: A review of its clinical effectiveness. International research Journal of Pharmacy. 2013;4:75- 79.
- [11]. Joshi SP. Chemical constituents and biological activity of *Aloe barbadensis*: a review. Journal of medicinal and aromatic plant science. 1997;20:768-773

